

# Detailed House Manual for Short-Term Rental Guests Hansen Woodland Farm



# House Manual Contents

Welcome Letter	1
Quick Information Section	2
Extra Info for Larger Groups/Groups w/Children	7
How to Get Even More Information in Advance of Your Stay	9
How to Get to Hansen Woodland Farm	11
Illustrated Directions for Final 10 Miles	13
Parking at Hansen Woodland Farm	17
How to Access Hansen Woodland Farm	18
Gas and Groceries on the Way	20
Basic and Emergency Info	21
Safety Features	22
House Rules	23
House Guidelines	24
Garbage + Compost	24
Heat and Coolness	25
Dishes	28
Snow	29
Misc (Consumables, Shoes, Lady Gaga, Packages, Relocating Items)	30
Pests	31
Misc (Air Fresheners, Water, Hot Water, Smoke Alarms, Door to Garage, Bleach, Dining Table, Baby Gate, Pet Supplies, Timers, Window Coverings, Hairdryers, Deck)	32
Checkout Procedures	36
House Tour	37
Where Can I Find ...?	38
Floor Plan	41
Mudroom	43
Foyer	46
Downstairs Hallway	47
Downstairs Bathroom	48
Downstairs Queen Bedroom	49
Downstairs Utility Closet	50
Downstairs Kids Room	51

Stairs	52
Kitchen	53
Dining Area	62
2 <sup>nd</sup> -floor Deck	63
Living Room	66
TV Brochure	67
Upstairs Single Bedroom/“Orange Room”	73
Master Bedroom	74
Master Bathroom	75
Laundry Room	78
Garage	83
Outside + Firepit	84
Firepit Safety Instructions	85
Garden Valley Community Church	87
Trail Map	89
How to Get Even More Information in Advance of Your Stay	91
Workspaces	92
Host Contact Info	93

# Detailed House Manual for Short-Term Rental Guests of Hansen Woodland Farm

Updated Sept. 1, 2021

Welcome!

I'm so glad you're here.

I want to do everything I can to make your stay as enjoyable as possible. Please don't hesitate to ask for anything you need.



Your host,

A handwritten signature in green ink that reads "Kathy". The signature is written in a cursive, flowing style.

Kathy Hansen

\*Mobile voice and text: 386-871-9490  
(may come up as a Florida number on your caller ID)  
[DD\\_kathy@tmd9.club](mailto:DD_kathy@tmd9.club)

\*Note that Airbnb and VRBO prefer that all guest-host communication take place on their platforms; however, phone and email are provided in case you have difficulty reaching me through the platforms.

In addition to this house manual, get much of the same information on your phone or other mobile device with Gideo at <https://link.gideo.app/TqSX>

# How to Get to Hansen Woodland Farm

Spokane Airport is given as a reference point for directions because it's just off I-90, which many guests use to get to Hansen Woodland Farm. Guests coming from the north and northwest (e.g., Bellingham, Canada) may need different directions. Backroads directions from various points in the Pacific Northwest are available on request.

**\*BIG HEADS-UP IF YOU ARE USING GPS:** GPS MAY tell you that you've arrived about 3 miles before you actually have. Keep going and look for the intersection of Inchelium Hwy and Lake Ellen Rd. That landmark tells you you are about a half-mile away. Next landmark is a speed-limit sign; you are almost here. Then look for flagpole and signage described above.

ROUTES from SPOKANE AIRPORT: 2 choices

1. I-90 to 395:

From Airport, take I-90 E/US-2 E to Spokane. Take exit for Division St/ US 395.

Follow US-395 N to WA-20 W (about 77 miles)

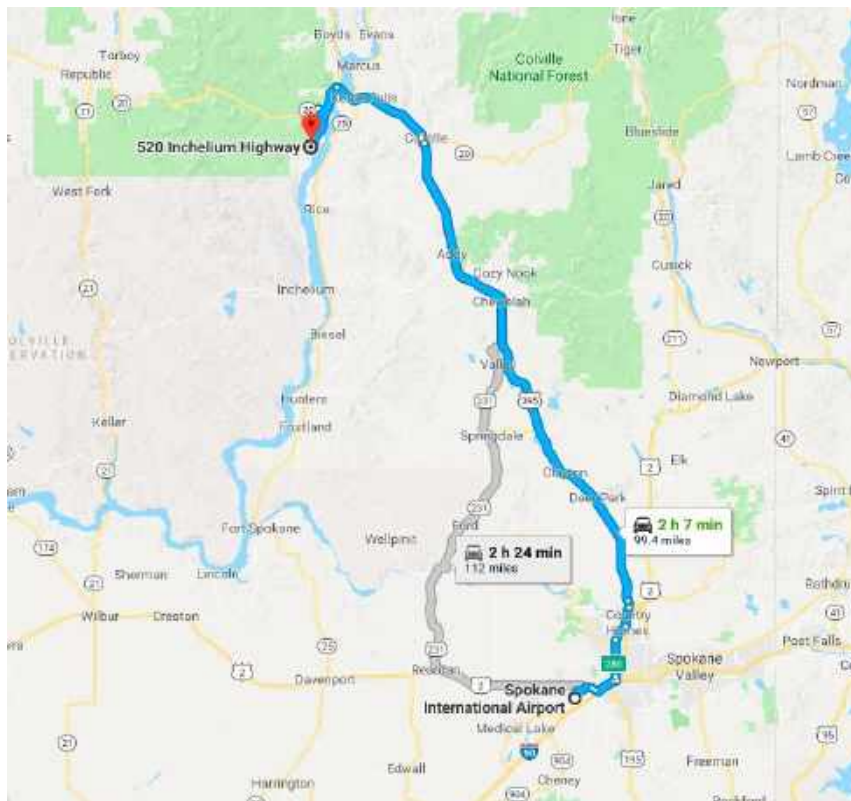
Once you cross the Columbia River after going through Kettle Falls, you will dead-end at the Colville Fuels/Noisy Waters convenience store/gas station. Turn left here onto Hwy 20 W. You'll go about 5 miles on Hwy 20 and look for a sign to turn off on Inchelium Hwy on the left.

Take that left and go another 5 miles.

Look for intersection with Lake Ellen Rd. That tells you you're about a half-mile away. Address is 520 Inchelium Hwy. It's on the right, with mailbox across from driveway. You will see a flagpole with flag and tree-farm signage at my driveway. Turn right into 700-ft. driveway, and you'll see house at top of hill to the left of driveway. You will notice driveway continues up a second hill; DO NOT go up this hill; you have already

arrived. For illustrated directions of final 10 miles of trip to Hansen Woodland Farm, download here:  
<http://HansenWoodlandFarm.com/IllustratedDirections.pdf>.

**ROUTES from SPOKANE AIRPORT: 2nd choice**  
Hwy 2 to Rt.231 to US 395: Head south on W Airport Dr  
Turn left onto S Spotted Rd  
Turn left onto US-2 W (signs for Davenport)  
Go 17.2 mi till you hit the town of Reardan (30 mph speed limit)  
Turn right onto WA-231 N.  
Take that all the way till it intersects with 395.You will be just south of Chewelah (note: Gas tends to be cheaper in Chewelah, which is also a speed trap). Then pick up directions on previous page with "Follow US-395 N to WA-20W"



**NOTE:** Above route is more scenic but not recommended at night or in bad weather because it's full of twists and turns.

# Gas and Groceries on the Way

You will probably want to pick up some groceries on your way to Hansen Woodland Farm. The kitchen here is reasonably well-stocked, but the selection is a little random. You can expect basic breakfast items (eggs, bacon, OJ, half-n-half for coffee, coffee, tea, butter, fruit [usually oranges and apples]).\* You'll also find a spice cabinet stocked with most herb and spice needs. And a good collection of random nonperishables. But you'll probably want to pick up meal basics.

If you're coming north on 395, here are some grocery options:

- Deer Park (about 1.5 hours away): Yoke's Fresh Market, 810 S Main St., Deer Park
- Chewelah (about 1 hour away) Safeway, W 10 Colville Ave, Chewelah (on 395)

=====  
NOTE: Chewelah is also usually the best place to get the cheapest gas in the area: HICO, south of Chewelah and JMT, north of Chewelah.  
=====

- Colville (about 40 mins away) Grocery Outlet, 980 S Main St, Colville (at roundabout at south end of town; somewhat random selection)
- Colville (about 40 mins away) Safeway, 391 N Main St, Colville
- Colville (about 40 mins away) Walmart, 810 N Hwy, Colville
- Kettle Falls (about 15 mins away), Meyers Falls Market, 160E 3rd Ave, Kettle Falls (395) (natural foods)
- Kettle Falls (about 15 mins away), Harvest Foods, 260 W Third, Hwy 395, Kettle Falls (small-but-adequate grocery store; good meats)

# Parking at Hansen Woodland Farm

You will find ample parking at the top of the driveway, in front of the house, extending to the pumphouse/woodshed. You are also welcome to park in the carport, adjacent to the garage.

**Garage parking:** If you would like to park your vehicle in the garage, please request keypad code for garage door. Larger vehicles may not fit in garage.

To close garage door, or open it from the inside, use this lighted green button next to the door between the garage and the house.

## IF GARAGE-DOOR KEYPAD DOES NOT WORK:

If you are inside the house and opener doesn't work, check to see if green light is illuminated on the opener button in the garage. If not, the problem is most likely the below issue with the GFCI outlet (or a power outage has occurred).

Occasionally, the ground-fault circuit interrupter (GFCI) outlet into which the garage-door opener is plugged needs to be re-set, especially in cases of heavy rain or snow. This outlet is in the "kids room" on the same wall as the sink, behind the little armchairs. Simply press the re-set button, and the opener should work again. Contact host if it doesn't.





# How to Access Hansen Woodland Farm



# How to Get Even More Information in Advance of Your Trip to Hansen Woodland Farm

**Guido:** A great way to get much of the information from the house manual on your phone or other mobile device: <https://link.guido.app/TqSX>. Highly recommended as a way to get tons of information before your visit, not only about Hansen Woodland Farm, but about local attractions and things to see and do.

## Echo Show (Alexa)

To take advantage of it in advance, you first need the Google Assistant app on your phone. (To use the device while on-site at Hansen Woodland Farm, you do not need Google Assistant or any other app).

On eligible Android phones, the Google Assistant app is built in. On iPhone, you can add it; here is a link to the app:

[https://assistant.google.com/intl/en\\_us/platforms/phones/](https://assistant.google.com/intl/en_us/platforms/phones/)

Then, go to <https://assistant.google.com/services/a/uid/0000007490869ec1>; when you click this link, you will be prompted for a passcode. The passcode is 930381; it will give you access to your customized Virtual Concierge.

You can get the same access without the link by opening the Google Assistant app and saying "Use the Mobile Concierge."

=====  
See next page for things you can ask:

Once you've arrived at Hansen Woodland Farm, you can get information from the Echo Show in 2 ways:

Virtual Concierge: To activate, say, "Alexa, use the concierge service." Use the Echo Show for these purposes (and more):

- Restaurant recommendations
- Insider tips on local attractions
- Local shopping opportunities
- Info on things to do in the area
- Emergency contact info
- Safety information
- History of residence and area
- Nearest hospital
- How to play music using Alexa

Check in/check out info  
How to connect to the Internet  
How to deal with garbage/ recycling  
How to use Alexa to contact host  
Upcoming events, and other reasons to come back  
Fun group games available with Alexa  
Home Service: Say: “Alexa, ask Home Service {whatever the question is}”. Some things you can ask:  
Location of extra paper towels  
Location of extra toilet paper  
Location of cleaning supplies  
Location of bath towels  
Parks  
Bar recommendations  
Nightlife recommendations  
Local attractions  
Museums

Enjoy! I'd love to know about your experiences with the device and any creative ways you come up with to use it.



# Basic and Emergency Information

**Address:**

520 Inchelium Hwy Kettle Falls, WA 99141

**Primary WiFi network:** treefarm

Password: HWF\*\*520

**Secondary WiFi network:** TheInn

No password required

**Fire/emergency:** 911 Ferry County Sheriff: Phone (509)775-3132

Phone (509)775-3133

Phone (509)775-3136

Toll Free (800) 342-4344

Wildfires: <http://www.dnr.wa.gov/Wildfires>

**Hospital:** Providence Mt. Carmel,

982 E Columbia Ave, Colville, WA 99114, (509) 685-5100

**Neighbor:**

- Shane and Michele Moffitt on Hillside Court. Shane is pastor of Garden Valley Community Church on Lake Ellen Rd and is an EMT. Phone: (509) 680-2334. Email: [shanemof@msn.com](mailto:shanemof@msn.com)

# Safety Features

## Fire Extinguishers:

- Under downstairs bathroom sink
- In cabinet above kitchen refrigerator

## Fire Escape Ladder:

To left of washer/dryer, upstairs laundry room

**Radon detector:** In kids' room

**Carbon-monoxide detector:** In upstairs hall on top of teapot collection.

**Smoke detectors:** Downstairs hall, upstairs hall, master bedroom

**Motion detector lights on outside buildings** (these sometimes work and sometimes don't). Small motion-detector lights also surround the small front "yard."

**First-Aid kits:** In laundry room and in downstairs bathroom



**Weather-emergency radio:** In utility room.

**Flashlights:** In mudroom, utility room, and chest of drawers in front hall. Emergency flashlights are plugged into several outlets (pictured). Host attempts to leave at least 1 small flashlight in each room at all times, but they often migrate.

Please note: Guests often move items around, and these items don't always find their way back to the places described in this manual. If you can't find something, don't hesitate to ask host via the Airbnb or VRBO platform, by text/phone to 386-871-9490, or by email [DD\\_kathy@tmd9.club](mailto:DD_kathy@tmd9.club).

# Extra information for larger groups and groups with children

I childproof on request for groups with children 4 and under. Please let me know you are bringing a child of that age and/or if you require child-proofing no matter what. PLEASE call to my attention anything significant I may have missed in the childproofing.

If you have more than 4 people in your group, you will likely find that my dining table is too small; however, in the garage, you will find a 6-foot folding table that you can take upstairs. Several extra chairs are available in the laundry room. If you need even more chairs, you may find 2 folding chairs in the utility closet (or ask host). Using those chairs and the dining chairs upstairs, you will probably have enough seating.

There's also a highchair in the utility room. (There's at least 1 Pack 'n Play in the utility room). Additional Pack 'n Play available on request. NOTE: If you use Pack 'n Plays and fold them up when you leave, I will refund \$10 per Pack 'n Play from your rental fee (because I am not capable of folding them).

**Firepit:** Please see the “firepit fun kit” in the mudroom, along with the safety guidelines.

**Toxic Substances:** I try to put toxic substances, such as cleaning products, out of reach when families with young children are here. As of Oct. 1, 2019, most toxic cleaning substances have been replaced with non-toxic, eco-friendly products. You should have minimal worries about chemicals under the sinks.

Many open outlets are covered with outlet covers and more covers are available.

The garage also contains a baby gate (in original shipping box, near furnace) you can use for either kids or dog regarding the stairs.

# House Rules

**No smoking** or vaping of any substance whatsoever. Smoking is too much of a fire hazard on this forested property.

**No hunting on the property:** I know my deer on the property, feed them apples, and consider them friends. Please don't hunt on the property (ask me about the boundaries). Since deer have a habitat radius of about 2 miles, I'd prefer you not hunt within 2 miles of the property.

**No unregistered guests.** The names of ALL people staying in the house must be included in your booking or given to host before check-in.

**Check-in/Check-out:** Please respect check-in (3 pm or later) and checkout (11 a.m. or earlier) times. If cleaning is finished before 3 pm on check-in day, I will let you know. Requests for early check-in or late checkout may be subject to additional fees.

**Pets:** Please let host know if you will be bringing a pet.

**Garage Door:** Please open garage door on only an as-needed basis. For security, pest-control, and climate-control reasons, please do not leave garage door open for prolonged periods, especially when no one is in the house.

**Inoperative security camera:** When you book, you acknowledge the existence of an inoperative security camera in the stairwell of the house. It has never been used and is not connected. A few guests have expressed concerns about it, but I assure you it is not used and doesn't work.

See also **Amenity Limitations**, pages 18 and 19; you must agree to these upon booking.



# House Guidelines

**Garbage/composting:** You are welcome to place any trash or garbage in the kitchen trash can. If it gets full and/or starts to smell, you can close it up and place it in the garage (spring and summer, so it doesn't attract bears) or outside (fall and winter). Feel free to notify me you have trash/garbage to pick up.

I also encourage you to compost organic garbage (in the metal pail on the deck). Please do not place meat, fat, or bones in compost. If pail becomes full, alert me, or empty it in large, black compost bin near garden.

**Combustible Trash:** Especially during the winter, you may want to set aside any trash that can be burned to use as kindling for the woodstove. You will find a supply of combustible trash in the garage and are welcome to add to it.



# House Guidelines



**Heat in the colder months.** You'll find a thermostat in both the upstairs and downstairs halls and can set them as you please (I keep them set at 60 as a baseline). However, I like to save money by heating with the woodstove as much as possible and encourage you to do the same. **PLEASE DO NOT TOUCH ANY CONTROLS ON THE THERMOSTAT OTHER THAN TO MOVE TEMPERATURE UP OR DOWN.**

I will be happy to show you how to start and maintain fires in the woodstove. If you plan to be gone during the daytime, I can build a fire to greet you when you return. Several rooms also have space heaters available. Master bedroom has heated mattress pad, and one is also available for downstairs queen bed.

If you turn up the thermostat ....

...Please turn it back to 60 when you leave.

...Please do not ALSO open windows.

# House Guidelines



**Fire-Starting Tip:** Above is a favorite product for starting fires. The starters are like giant matches. This or another starter product may be available during your visit

**Kindling:** I try to keep a supply of kindling on hand, but between woodstoves in this house and my own house, I sometimes run out. If you don't find any in the house, try some pinecones. Consider setting aside burnable trash as kindling or using burnable trash already in garage.

**Firewood:** Firewood is supplied from about Oct. 15 to April 1. If you would like woodstove fires outside those times, please bring your own firewood.

**NOTE AMENITY LIMITATION; YOU MUST AGREE TO THIS LIMITATION WHEN YOU BOOK:**

**Coolness in the warmer months:** Sorry; the place has **no air conditioning**. Normally, only a handful of days are uncomfortable without AC here. Hansen Woodland Farm benefits from cool breezes that blow off the Columbia River, a mile away. In addition, even on the hottest days, nights are much cooler – in the 50s-70s.

**Fans**

Hansen Woodland Farm has 4 box fans, two table fans, 1 standing fan, and 2 ceiling fans. The portable fans are stored in the utility room downstairs, but during the summer may be dispersed throughout the house.

**Workarounds**

- The hot water heater in the utility rooms vents cold air. So, if you place a fan in front of its open door, you can get the house fairly cool, especially the downstairs, which is significantly cooler than upstairs (the most heat-sensitive members of your group may want to sleep downstairs). I will leave this setup in place when I clean tomorrow.
- A trick I learned from my ex: Leave windows open at night when it's cool and then shut them around 9 a.m. to trap cool air. The house's excellent insulation makes this approach pretty effective.

**To cool off in the water/Swimming/Wading:**

--Haag Cove, 4 miles away, has a swimming beach. Turn left at end of driveway and watch for signs.

--Lake Ellen, 4.5 miles way, has a swimming dock. Take the continuation of the driveway past my house and turn left. Watch for signs.

French Rock: Really more of a wading situation, but still good for cooling off. 3 miles away. Turn right at end of driveway and watch for signs.

–Floating the Kettle River: Ask hosts for details.

Speaking of the water heater: It needs to be vented at all times, so **DO NOT CLOSE** small window in the utility room. **LEAVE IT OPEN** (OK if it's just a crack) and leave the door to the room slightly ajar. If it's too chilly under these conditions, contact host.



**NOTE AMENITY LIMITATION;** YOU MUST AGREE TO THIS LIMITATION WHEN YOU BOOK: Another bummer: No dishwasher. Sorry. However, a full gamut of disposables is available in bottom drawer of console/buffet (pictured). You can find even more in cabinet above refrigerator and in the garage:



# Snow

Typically, we get the first significant snow around Nov. 20. Most years since I've been here, I have seen snow on the ground most of the winter, but rarely epic amounts.

I will take care of **snow removal**. If you need to do any removal before I arrive to do it, you'll find a snow shovel by the door from the garage to the house (or elsewhere in the garage/carport area or leaning against the house). If you find that walking areas around the house are slippery, you can use ashes from the wood stove to provide traction. Get them from metal pail on hearth or bag(s)/garbage can by left side of house. A supply of salt is also sometimes available.

4-wheel drive strongly recommended for driveway.

**Snow "noise:"** During the snowy season, you may sometimes hear loud "wumping" noises. This is the sound of large sheets of snow sliding off the roof.

# House Guidelines ~ continued

**Consumables** (food, beverages, over-the-counter meds, household products/cleaners, toiletries): You are welcome to consume anything consumable you find in the house. If you finish something, I'd appreciate if you wrote it down in case I want to replace it, or leave the empty in a conspicuous place.

**Please consider removing shoes in house:** One of my greatest cleaning challenges at Hansen Woodland Farm is the foyer area downstairs. No matter how many welcome mats and area rugs I put down, I seem to get a lot of muddy footprints in the winter and other wet months.

Thus, I do not require, but ask you consider, removing shoes while in the house.

**Lady GaGa Singing "Edge of Glory:"** If you randomly hear Lady GaGa singing "Edge of Glory," please know that it's the doorbell and is probably either host at the door or a delivery person (as I have my packages delivered there).

**Packages:** As mentioned, my packages are delivered to the Hansen Woodland Farm house. I receive notifications of most deliveries and try to pick up packages promptly. No need for you to do anything with packages unless they are in your way. Please **DO NOT take them inside** because then I won't be able to pick them up till you check out.

**Relocating items:** if you move an item, especially furniture, out of its original place, please return it to its place before checkout. This manual can help you determine where things belong.

## **Pests, Insect:**

**Bees, wasps, and especially yellow-jackets:** These can be annoying in the spring and summer (especially Aug. and Sept.) and are often encountered on the deck and around the property. Measures will be in place to prevent yellow-jacket colonies from forming, but they are not foolproof. You'll find flying-insect killer in strategic places in the house. Contact me if any of these pests are an issue.

**Stinkbugs:** Stinkbug season is early fall - Sept. and Oct. Some people are really bothered by them, but they are harmless, except that yes, they do smell. Please alert me if you're upset by them

**Ants:** The house is treated for ants, but occasionally, I have had a low-level ant invasion in the kitchen or bathrooms. Ant traps/gel/spray stored under the kitchen sink and garage should get rid of them quickly.

## **Pests, rodent**

**Mice and chipmunks:** I have never seen these in the house, nor evidence of them, though years ago, saw evidence in the garage (this is a great reason to keep garage door closed). Let me know if you see any evidence of rodents.

## **Pests, larger mammals:**

**Feral cats:** 5 feral cats make their home part-time in my house and might be seen roaming. They are very timid and run away. They are also spayed/neutered and have had rabies shots.

**Bears:** We do get a bear visit or 2 in the spring when the bears wake up and come searching for food. Keep any food items inside and secure at this time. If you see a bear, making your presence known and yelling, "go away, bear," should be enough to send the ursine scampering off.



## **Pests, larger mammals, continued:**

**Moose:** I've seen one on the property and others in the area. They run away at the first sight of humans.

**Deer:** Though some people consider deer pests, I don't, and I have a regular group that comes around for handouts. You may see them close to the house looking for someone to throw them food; feel free to throw apples.

**Other:** If you encounter or wonder about any critters not on this list, please ask.

**Air Fresheners.** I sometimes (though rarely) keep a couple of plug-in air fresheners going. If they annoy you or you don't care for the smells, feel free to unplug them.

**Water.** On very rare occasions, the house has issues with water pressure/supply. Believe it or not, these are usually caused by ants in the pump mechanism. If you experience any decrease in water pressure, let me know so I can nip the issue in the bud.

**Hot Water:** The house is equipped with an oversized 80-gallon water heater, so water should stay hot, even for larger groups. I have noticed, however, that if the hot water hasn't been used in a while (such as between guests), the first bath or shower afterwards may not achieve maximum heat. All should be well after that.

**Smoke alarms:** Please do not disable or remove smoke alarms (sounds like a no-brainer, but guests have done so).

If a smoke alarm goes off because of cooking or woodstove issues, please open some windows and turn on the hood-exhaust fan over the stove until alarm stops. If a smoke alarm starts “chirping,” because its battery is dying, please either let me know, or grab a 9-volt battery from the top drawer of the chest of drawers in the downstairs hall and replace the battery. If you replace battery and chirping continues, take out the battery, hold the “test” button down for 15 seconds, and then re-insert the battery. Chirping should stop.

**Door between garage and foyer:** If you lock it when you go out, you will be locked out. **Please leave this door UNLOCKED when you check out.**

**Bleach:** If you launder any of the house’s colored sheets or towels, please do not use bleach.

**Dining Table:** If the small dining table in the dining area is not big enough for your group, you can bring up the 6-ft table from the garage. Near furnace.

**Baby gate:** In cardboard box near furnace in garage. As of this writing, it has never been used.

**Pet Supplies:** Extra pet supplies can be found on the shelving unit in the mudroom. **Please do not use any kitchenware for pet dishes.**

**Timers:** A few lights in and around the house may be set to come on and turn off in the evening based on timers. If any of these annoy you, let me know.

**Window Coverings:** All bedrooms have window coverings, but they are NOT blackout coverings. Eye masks are supplied for those who don't like light in the morning.

**Hairdryers:** Find at least one in each bathroom:



Downstairs bath



Upstairs bath

## 2<sup>nd</sup>-Floor Deck

The deck is considered “closed” from Thanksgiving to April 1. That does not mean you can't venture onto the deck during that time, but DO NOT retrieve cushions for the outdoor furniture from the garage and use them on the deck; these cushions are not made for harsh winter weather. I also do not supply charcoal for the grills or clean the grills during this period or shovel snow on the deck.

- **Charcoal:** The deck contains a plastic bin for charcoal briquets; please keep lid tightly on this bin to keep it from

getting wet inside and keep bag of briquets in the supplied plastic bag. Please let host know if you use the last of the charcoal.

- **Can/Glass recycling:** The deck also contains a plastic bin for recycling (primarily cans and glass); please use it rather than any of the trash cans for recyclable materials.
- **Deck door:** I recommend you keep it locked, especially when not in the house.

# Checkout Procedures:

I do not need to be present when you check out (and am not coming into physical contact with guests during the pandemic).

Please leave beds unmade so I know which ones were slept in. Three of the beds at Hansen Woodland Farm (both bunk beds and the day bed in the “orange room”) use a new type of zippered bedding called “Beddy’s,” which is a cross between a sleeping bag and regular sheets + comforter. If you sleep inside the Beddy (as opposed to on top), PLEASE unzip the outside corner and fold back the top comforter when you check out so I know to launder the entire Beddy, not just the top piece.

Please make sure button locks on glass doors to deck (locks in vertical position) and from mudroom to outside are locked. To close/lock mudroom door from the outside when checking out, enter 92715 followed by the # symbol while the door is ajar. Turn the knob to the LEFT as you close the door. No need to lock deadbolt on mudroom door. Please leave door between foyer and garage UNLOCKED when you check out.

~~Please leave garage door opener where you found it.~~ (extra opener is currently MIA).

If you changed the thermostat during your stay, please turn it back to 60.

Summer: Please leave windows open.

Winter: Please make sure windows are closed.

Not required but appreciated: Washing your dishes and cleaning grill(s) before you leave.

# House Tour

This section of the House Manual is designed to enable you to find items you may need in the house.

I try to keep these locations updated in this manual, but if there's something you can't find, please contact me.

Please note: Guests often move items around, and these items don't always find their way back to the places described in this manual. If you can't find something, don't hesitate to ask host via the Airbnb or VRBO platform, by text/phone to 386-871-9490, or by email [DD\\_kathy@tmd9.club](mailto:DD_kathy@tmd9.club).

# Where Can I Find ...?

Please note that items have a way of finding their way to new locations, so this listing may not be 100% accurate.

Item	Location
Large garbage bags	Garage, mudroom
Kitchen garbage bags	Under kitchen sink, garage
Flashlights	Mudroom, some flashlights in bedrooms, chest of drawers in downstairs hall, some in outlets
Kindling	When available, cardboard box in mudroom, metal tub by wood stove
Firewood	Garage
Place to hang coats	Hall coat closet, mudroom
Ladder	Back of house.
Metal pails for ashes	By woodstove hearth; also one for BBQ ashes on deck
Metal pail for compost	2 <sup>nd</sup> -floor deck
Matches, firestarters	By woodstove, some in small cabinet by woodstove, upstairs bathroom
Batteries + Lightbulbs	Downstairs hall chest of drawers, 1 <sup>st</sup> and 2 <sup>nd</sup> drawers
Extra sheets	Laundry room
Extra toilet paper	Garage
Extra paper towels	Garage
Extra chairs	Laundry room
Fire extinguishers	Upstairs: Cabinet above fridge; Downstairs: Vanity under sink
Toilet cleaner	Under vanity in downstairs bathroom; under left vanity in upstairs bathroom; garage
Refills for toiletry pump bottles	Under vanities in both bathrooms (right vanity upstairs).
Extra toothbrushes/paste	On top of glass towel shelving unit in downstairs bath; in center drawer of upstairs vanity

Shaving cream	In upstairs bathroom vanity cabinet; atop downstairs bath wall cabinet.
Hair dryers	In counter-top upstairs bathroom vanity cabinet; in downstairs bathroom wall cabinet.
Bodywash, shampoo, conditioner	Pump bottles by bathroom sinks, tubs, and in upstairs shower, kids room.
Q-Tips, cotton pads	Bottom vanity drawer, upstairs bathroom
Razors	Vanity drawer, upstairs bathroom
Feminine products	In counter-top upstairs bathroom vanity cabinet; in downstairs bathroom wall cabinet.
Used-towel hamper	Laundry room (please don't use trash can)
Space heaters	In most rooms (ask if you don't see)
Vacuum cleaner	Hall coat closet and/or laundry room
Baby gate	Garage near furnace
TV remotes	Living room: table by sofa; Master bedroom: Bedside table; Kids room: steps to upper bunk
Cleaning products	Laundry rm, garage, kitchen, bathrooms
COVID Sanitizing Kit	Garage by entrance
Laundry products	Laundry room, garage
Kitchen sponges	Under kitchen sink
Plastic shopping bags to recycle	Right-hand kitchen bench, garage
Ziplocs, cling wrap, etc.	Kitchen pantry
Toasteroven	Left-hand kitchen bench
Tea kettle	On coffee bar



Coffee, coffee supplies, incl. French press	On coffee bar. Extras in right- and left-hand cabinets in buffet/console
Coffee-bean grinder	On coffee bar
Kitchen utensils	Canister on counter and top drawer right of stove
Flatware	Top drawer left of stove
Disposable plates, cups, bowls, and utensils	Bottom drawer of buffet/console, cabinet above fridge, garage
Containers for food storage (“Tupperware”)	Kitchen pantry upper shelves
Cookware and mixing bowls	Corner cabinet by stove
Iron/Ironing board	Laundry room
Glasses	Upper cabinet closest to sink
Plates and bowls	Most of the kitchen cabinets
Cooking spray, condiments, oil, other food staples	Kitchen pantry
Herbs and spices	Pull out spice cabinet near sink
Oven mitts, potholders	Drawer under stove
Air freshener sprays	Cabinet under kitchen sink
Dish soap	Cabinet under kitchen sink, garage
Pet supplies	Mudroom
Modem/router	On top of orange unit in orange room
Workspace	Orange room
Instruction manuals	Left side of kitchen bench
Trail maps	Mudroom
Kitchen appliances	On counters or in left kitchen bench





# Mudroom



Extra scarves, gloves, mittens, etc.



Combustible materials for woodstove



Charger cords left behind

Please note: Guests often move items around, and these items don't always find their way back to the places described in this manual. If you can't find something, don't hesitate to ask host via the Airbnb or VRBO platform, by text/phone to 386-871-9490, or by email [DD\\_kathy@tmd9.club](mailto:DD_kathy@tmd9.club).

# Mudroom



Hooks for outerwear



Umbrellas



Boot dryers/warmers



Firepit Fun Kit (outside): Please follow safety guidelines on lid of Fun Kit (also in this manual).



Firepit Fun Kit (inside)

# Mudroom



S'mores supplies



Large skewers for firepit (bags shown at top contain smaller skewers)



Repellent for hiking the trails



Pet Supplies (please use these bowls for your pet; do not use any kitchenware to feed or water pets)

# Foyer



Woodstove: Supplies to left of stove and in cabinet to right of stove. Ash can and metal tub for kindling to right of stove. Fireplace tools to right of stove.



Cabinet for woodstove supplies






Box of woodstove supplies (top = outside of box; bottom = inside box). Supplies may include matches, firestarters, gloves, lighters.

Please note: Guests often move items around, and these items don't always find their way back to the places described in this manual. If you can't find something, don't hesitate to ask host via the Airbnb or VRBO platform, by text/phone to 386-871-9490, or by email [DD\\_kathy@tmd9.club](mailto:DD_kathy@tmd9.club).

# Downstairs Hallway

## Chest of Drawers

(drawers not listed are empty)

 A black plastic organizer tray is filled with various items. The top row contains several rows of AA and AAA batteries. Below that, there are several small tools, including screwdrivers and a pair of orange-handled pliers. The tray is organized into several compartments.	<p>Top drawer: Batteries</p>
 A black plastic organizer tray is filled with various light bulbs. There are several incandescent bulbs of different sizes and shapes, as well as a few LED bulbs. The tray is organized into several compartments. To the right of the tray, there are several boxes of Sunbeam LED light bulbs.	<p>2nd drawer: light bulbs</p>
 A wooden drawer is open, showing two large white bags of extra queen sheets. The bags are neatly folded and stacked. The drawer is made of light-colored wood and has a metal pull.	<p>3<sup>rd</sup> drawer: Extra queen sheets</p>

Please note: Guests often move items around, and these items don't always find their way back to the places described in this manual. If you can't find something, don't hesitate to ask host via the Airbnb or VRBO platform, by text/phone to 386-871-9490, or by email [DD\\_kathy@tmd9.club](mailto:DD_kathy@tmd9.club).



# Downstairs Bathroom



**Under-sink vanity cabinet:**  
Fire extinguisher, toilet cleaner, cleaning supplies, soap



Extra TP by toilet



**Cabinet above towel shelves:**  
Hand sanitizer, shaving cream, poo spray. Inside door: First-aid kit, hair dryer, feminine products.



Extra toothpaste and individually wrapped extra toothbrushes

# Downstairs Queen Bedroom



**Closet:** Set of drawers in closet in case you'd like to unpack (also hangers and rod).

Extra pillows

Extra blankets

Luggage racks (the house has enough luggage racks for every bedroom, but they never seem to stay in their assigned bedrooms; if you need one and can't find it, please ask)

Please note: Guests often move items around, and these items don't always find their way back to the places described in this manual. If you can't find something, don't hesitate to ask host via the Airbnb or VRBO platform, by text/phone to 386-871-9490, or by email DD\_kathy@tmd9.club.

# Downstairs Hall Closet



Hooks for hanging coats.

Vacuum cleaner (NOTE:

Vacuum cleaner status changes frequently. Vacuum cleaner may or may not be here and may or may not be working properly.) Closet contains a gate that is not a true barrier, but may be a deterrent for pets, small children.

# Downstairs Utility Closet



Storm Station weather-emergency radio



Pack 'n Play(s)








Highchair



**Water heater in closet MUST be vented, so DO NOT CLOSE small window in closet, and keep door to closet slightly ajar. In summer, this venting can help cool the place, especially if you place box fan in front of closet door.**

# Downstairs Kids Room

		<p><b>Remotes for downstairs TV.</b></p>
		<p><b>Videos in cabinet under TV:</b> You'll find many kids' and family VHS videos in the cabinet ...</p>
		<p>... and in some of the dresser drawers ....</p>
		<p>...because the room really has an old-school VCR</p>
		<p>Working sink in kids room</p>

Please note: Guests often move items around, and these items don't always find their way back to the places described in this manual. If you can't find something, don't hesitate to ask host via the Airbnb or VRBO platform, by text/phone to 386-871-9490, or by email [DD\\_kathy@tmd9.club](mailto:DD_kathy@tmd9.club).

# Stairs

A gate is available in downstairs hall closet if you have any reason to discourage pets or kids from going up or down. A baby gate that provides a true barrier can be found in the garage near furnace, still in its original shipping box. You'll find light switches for the stairs at the top and bottom.



What is that thing that looks like a camera in the stairwell??? A few guests have expressed concerns about this object. It was installed when the house was built but is not connected to anything, is not operable, and has never been used. Please don't be concerned about it.

Please note: Guests often move items around, and these items don't always find their way back to the places described in this manual. If you can't find something, don't hesitate to ask host via the Airbnb or VRBO platform, by text/phone to 386-871-9490, or by email DD\_kathy@tmd9.club.

# Kitchen

Note that kitchen items are especially susceptible to being moved around and may not appear in places pictured. Please ask if you can't find something.



**Buffet/Console**



**Right cupboard of  
console/buffet:  
Backup Coffee supplies.**



**Left cupboard of  
console/buffet:  
Backup Coffee Supplies.**



**Under-sink cabinet: Kitchen  
trash bags, kitchen cleaning  
products, paper towels, dish  
soap. If you do not find all of  
these items under the sink,  
please ask host.**

# Kitchen



**Buffet/Console**



**Top drawer of console/buffet:**  
Office supplies, birthday candles, measuring cups/spoons, hand-mixer/beaters, OJ squeezer



**Lower drawer of console/buffet:**  
Disposable plates, bowls, coffee cups, drinking cups, cutlery. You'll also find more disposables in the garage and some in the cupboard above fridge.



**Water cooler:** Bottle is in lower cabinet of cooler; can be filled with tap water.

# Kitchen

	<p><b>Kitchen Bench</b></p>
	<p><b>Right side of bench:</b> Paper bags, plastic grocery bags, fabric placemats and napkins, knitted coasters, gallon pitcher, cookie tin, seasonal candy and snacks, water filters, sea-salt packets.</p>
	<p><b>Left side of bench:</b> Electric Wok, Ice-Cream Maker, Toaster Oven, Blender, George Foreman Grill with several grill plates, Hand Mixer (beaters are in top center drawer of console/buffet), Waffle Maker, Slow-cooker, Appliance Instructions</p>
 <p><b>Top surface:</b> French press, coffeemaker, tea kettle, disposable cups, mugs, spoons</p> <p><b>Top drawer:</b> Tea bags</p> <p><b>Bottom drawer:</b> Coffee filters</p> <p><b>Cabinet:</b> Tea bags, ground coffee, whole-bean coffee, decaf</p>	<p><b>Coffee Bar:</b> Ground coffee, whole-bean coffee, grinder, French Press, coffeemaker, tea kettle, nondairy creamer, sugar and artificial sweeteners, coffee cups, spoons</p>



# Kitchen

All small kitchen appliances

All these small kitchen appliances can be found inside bench or on countertop:



Ice-cream maker, crockpot/slow cooker, electric wok, George Foreman grill, waffle-maker, tea kettle (not pictured), toaster-oven, hand mixer, and blender. Also not pictured: Griddle, toaster and coffeemaker

Please note: Guests often move items around, and these items don't always find their way back to the places described in this manual. If you can't find something, don't hesitate to ask host via the Airbnb or VRBO platform, by text/phone to 386-871-9490, or by email [DD\\_kathy@tmd9.club](mailto:DD_kathy@tmd9.club).

# Kitchen



Kitchen Pantry



**Top 3 shelves:** Food-storage items, plastic “Tupperware”-type containers, empty jars, extra sugar



**4<sup>th</sup> shelf:** salt + pepper, artificial sweeteners, misc. nonperishables  
**5<sup>th</sup> shelf:** Oil, cooking spray, maple syrup, honey, condiments, vinegars, dressing, misc. nonperishables

# Kitchen



**Kitchen pantry, bottom 3 shelves**

**6<sup>th</sup> shelf:** Aluminum foil, plastic wrap, quart/gallon Ziplocs

**7<sup>th</sup> shelf:** Baking needs

**8<sup>th</sup> shelf:** More baking needs, pastry tube, cookie cutters, baking decor



**Cabinet above refrigerator:**

Disposable plates, bowls, coffee cups, drinking cups, cutlery. You'll also find more disposables in the garage and some in the lower drawer of console/buffet.



**Upper Cabinet to left of sink:**  
Beverage glasses, wine glasses, extra plates, roasting pan, serving dish.

# Kitchen



**Upper Cabinet to left of stove:**  
Plates and serving dishes



**Upper Cabinet above stove/microwave:** Empty



**Drawer under stove:**  
Potholders, oven mitts, baking dishes/trays



**Upper Cabinet to right of stove:** bowls, mugs, pitcher, serving dishes, kids dinnerware

# Kitchen



**Drawer under stove:**  
Potholders, oven mitts, baking dishes/trays



**Top drawer to right of stove:**  
Cooking and serving utensils



**Middle drawer to right of stove:** Pots and lids



**Bottom drawer to right of stove:** Frying pans, grill pan, measuring cups, baking pan, steamer, box grater



**Drawer to left of stove:**  
Flatware

Please note: Guests often move items around, and these items don't always find their way back to the places described in this manual. If you can't find something, don't hesitate to ask host via the Airbnb or VRBO platform, by text/phone to 386-871-9490, or by email DD\_kathy@tmd9.club.

# Kitchen



**Pull-out spice cabinet to right of sink**



**Swing-out mixing-bowl storage in lower cabinet to left of stove**


# Dining Area



**Table:** Extra tablecloth and placemats inside right bench. Paper napkins in pantry; cloth napkins in right bench. Larger table in garage (and on deck in warm weather).



**Table for coloring books and colored pencils** (sharpener in orange room). More coloring books and pencils in kids room.



**Echo Show (Alexa) Unit:** Ask where items are, ask about things to do, play games, listen to music, etc. Please do not adjust settings. If you do not want unit in use during your stay, please unplug it.

Please note: Guests often move items around, and these items don't always find their way back to the places described in this manual. If you can't find something, don't hesitate to ask host via the Airbnb or VRBO platform, by text/phone to 386-871-9490, or by email [DD\\_kathy@tmd9.club](mailto:DD_kathy@tmd9.club).

# 2<sup>nd</sup>-Floor Deck



2 charcoal grills: Grill cleaning after use is appreciated



Be sure to put cooled coals and ash in can.



Bug spray supplied in summer



# 2<sup>nd</sup>-Floor Deck



Fuel for torch is in bench on deck; instructions are in either front or back pocket of this manual.



Deck bench contains misc. items such as bird feed, charcoal lighter fluid, fuel for torch, extension cords, Christmas-tree stands



Left bin is for glass and cans; right bin is for new charcoal briquets (please keep briquet bags inside plastic bag to keep dry)



Deck table provides seating for 6 in warm-weather months. Please do not use chair cushions during cold months.

# 2nd-Floor Deck



Please lock deck door when house is unoccupied and upon checkout. Button should be in vertical position to lock.



You are encouraged to place compostable materials in compost bin on deck.

Please note: Guests often move items around, and these items don't always find their way back to the places described in this manual. If you can't find something, don't hesitate to ask host via the Airbnb or VRBO platform, by text/phone to 386-871-9490, or by email [DD\\_kathy@tmd9.club](mailto:DD_kathy@tmd9.club).

# Living Room



Remotes for living-room TV + TV brochure.

Living-room TV and bedroom TV are both ROKU TVs, so technically, only Roku remote is needed.

Do not download any channels/apps without asking.



DVDs can be found in drawers on table on which TV sits and in rolling cart next to rocking chair.



Small games/card games on wooden unit under window facing driveway. Coloring books and colored pencils. (More games in “orange room”)

Please note: Guests often move items around, and these items don't always find their way back to the places described in this manual. If you can't find something, don't hesitate to ask host via the Airbnb or VRBO platform, by text/phone to 386-871-9490, or by email DD\_kathy@tmd9.club.

## Electronic Entertainment at Hansen Woodland Farm



TV, Video, Videogames, Music

### From Your Host

Welcome to electronic entertainment at Hansen Woodland Farm! This brochure is intended to show you what's available and how to enjoy it.

You'll find 3 TVs – all equipped with streaming services – 3 DVD players (one of which includes an old-school VCR), and a mini-videogame console. You'll find a good selection of movies. The kids room has a large collection of kid and family movies, mostly on VHS. You can also find **additional videos** in the center drawer of the dresser in that room.

You'll also find a CD player in the living room and many CDs, though they are mostly Christmas music.

Please see back of brochure for requests from your host.

## Requests from Your Host

- Please do not rent or purchase any apps or TV content using the devices at Hansen Woodland Farm.
- Please do not download channels/apps without asking: 386-871-9490.
- I welcome your recommendations for channels (especially free) that you think others might enjoy.
- Many channels offer free trials, the time spans of which may align with your stay. I may be OK with your downloading a free-trial channel/app, but please ask.
- Please do not change the configuration of any devices; ask host if devices do not perform as expected.
- PLEASE do not hesitate to contact me if you need assistance with any of these devices: 386-871-9490.

Thank you!



### Channels Available Via Hulu Live (on all TVs)



**Best bet for local news, sports, network programs, and "basic cable" channels.**

## Available Devices and Media

<b><i>Kids Room TV:</i></b> LG TV with Amazon Firestick	
<b>Remote:</b>	<ul style="list-style-type: none"> <li>• Power on and control volume with LG remote.</li> <li>• Choose “input” after powering on and choose correct input for FireTV (HDMI), DVD/VCR (AV), and videogames (AV, unplug DVD/VCR cords)</li> <li>• Amazon Fire remote for channels, fast-forward, reverse (you can also download Fire TV app for iPhone or Android on your phone).</li> <li>• Toshiba remote for VCR/DVD player</li> </ul>
<b>More:</b>	Combo DVD Player/VCR Mini-videogame console.
<b><i>Master Bedroom TV:</i></b> ROKU TV	
<b>Remote:</b>	<ul style="list-style-type: none"> <li>• ROKU remote for TV</li> <li>• Syntx remote for DVD player</li> </ul>
<b>More:</b>	DVD Player (movies in living room)
<b><i>Living Room TV:</i></b> ROKU TV	
<b>Remote:</b>	<ul style="list-style-type: none"> <li>• ROKU remote for TV</li> <li>• LG remote for DVD player</li> </ul>
<b>More:</b>	DVD Player (movies in living room)

# Channels Available on Master-Bedroom and Living Room TVs (ROKU) and Kids' TV (Amazon Fire)

## Content Provided by Host

*(or sign in with your own account):*

- Amazon Prime (including Showtime)
- Netflix
- Hulu Live
- Apple TV+
- Disney+

## Content available by signing in with your own account:

- Pandora
- Sling (living room only)
- Vudu (living room only)

## Free Content

*(In addition to the below, check out the "Featured Free" menu item on ROKU.)*

## MOVIES, TV, VIDEOS, etc.

- Filmrise
- Roku Channel
- YouTube
- Tubi
- PBS (some content available only with a paid "Passport")
- Pluto
- The CW
- Adult Swim (ROKU only)
- SonyCrackle

## NEWS + WEATHER

- Sky News
- NewsOn (ROKU only)
- CBS News
- ABC News
- CBS News
- NBC News
- Haystack
- Reuters
- Weather Nation
- KHQ (local Spokane NBC affiliate)
- KREM (local Spokane CBS affiliate)
- KXLY (local Spokane ABC affiliate)

## KIDS

- PBS Kids
- Happy Kids TV

## MUSIC

- Pandora
- iHeartRadio

## SPORTS

- CBS Sports HQ

With this selection, you have access to news, sports, local channels, basic-cable channels, kids' channels, as well as specialty channels. You should not need to download any additional apps/channels, but if you feel you do, PLEASE ASK!!!

## Channel/App Descriptions

**ABC News** offers 24X7 coverage of the most important news stories of the day with breaking news, live streams, and coverage of events at home and worldwide, along with original programming and video highlights from “Good Morning America,” “World News Tonight with David Muir,” “Nightline,” “20/20,” and “This Week with George Stephanopoulos.”

**All-Screen Receiver:** Companion app to the All Screen app. Use the All Screen app to send photos, videos, and music to the Receiver app. (FIRE TV only)

**Amazon Silk:** Amazon’s web browser. Cast videos from the YouTube app on your phone to the Fire TV. Go to your favorite websites to watch videos, view live events, and socialize. (FIRE TV only)

**CBS News** features CBSN, a 24/7 live news stream from CBS News. CBSN has live anchored coverage, original reporting, and breaking news in an innovative interactive video experience. CBSN also delivers original content, including daily shows “Red & Blue” and “CBSN AM,” and regular documentary features from CBSN Originals.

**CBS Sports Stream & Watch Live** (CBS SPORTS HQ): Free 24-hour sports news network delivering highlights, analysis, winning fantasy advice and picks. Just straight sports without the fake debates, yelling, and politics. No subscription or cable TV login required. Just open the app and watch live!

**FilmRise** Offers selection of movie and TV entertainment, all available for unlimited FREE instant streaming. Enjoy hit TV shows, popular movies, riveting documentaries, kids shows, world cinema, and much more. No subscription.

**Happy Kids TV** entertains and educates kids of all age groups with music, rhymes, stories, DIY, activity guides, and more. HappyKids aspires to make kids’ screen time not a waste of time, but an experience that help them learn, become critical thinkers, develop social and emotional skills, and even get up and move! All content is curated and bucketed age-group-wise.

**Haystack:** Watch 200+ Local and world news TV channels for free.

**KHQ:** Local Spokane NBC affiliate. KHQ is the top-rated news source in the Inland Northwest, covering breaking news and developing weather conditions.

**KXLY:** Local Spokane ABC affiliate (news)

**KREM:** Local Spokane CBS affiliate (news)

**Local now** is a 24/7 on-demand video news stream for your community (ROKU only).

**NBC News:** Catch up on your favorite NBC News and MSNBC programs all in one place, and stay connected throughout the day with live audio from MSNBC.

**PBS Kids:** Watch videos and episodes of your favorite PBS KIDS shows! Start live-video-streaming free episodes of your child’s favorite educational cartoons, like Daniel Tiger’s Neighborhood, Curious George, Wild Kratts, or Sesame Street.

**Pandora:** Free level of Pandora music service. Requires account to sign in.

**Pluto:** 100+ channels of news, sports, and the Internet’s best, completely free. Also, get access to free VOD library of 1,000+ entire movies and full TV episodes.

**Sky News** lets you read all the top news stories including 24x7 LIVE news stream, weather forecast, and latest headlines.

**Sony Crackle:** Stream 100s of movies, TV shows, and exclusive originals FREE.

**The CW App** enables streaming of the LATEST EPISODES of your favorite CW shows for FREE, no subscription or password needed.

**Tubi:** Watch thousands of hit movies and TV series for free.

**Weather Nation:** Local weather forecasts tailored for you. This free and easy to use award-winning app streams live weather newscasts from certified meteorologists, provides your local weather data, local weather alerts (U.S. only) from the National Weather Service and more.

**iHeartRadio:** Offers live stations, artists, playlists, and even podcasts all for free! (Amazon Fire only)



### Available DVD Movies

(in living room cabinet under TV and on rolling cart next to rocking chair)

10 Things I Hate about You	Traffic	The Big Chill
The Wedding Singer	Gigi	The Century of the Self
Welcome to Me	The entire Prisoner series	One Flew Over Cuckoo's
Donnie Darko	King Kong (1933)	Nest
Twin Peaks, 1st Season	The Right Stuff	Love Actually
Dick Van Dyke Show, 1st season	The Godfather Collection	If a Tree Falls
Girl, Interrupted	Singin' in the Rain	Waltz with Bashir
Oklahoma	Far from Heaven	Dark Days
Grease	Hidden Figures	Exit Through the Gift Shop
Curse of the Hellmouth	La La Land	The Pride of Jesse
Center Stage	Apollo 13	Hallum
Two Days, One Night	Jaws	True Legend
Me and Earl and the Dying Girl	White Christmas	L' Auberge Espagnole
Addams Family/Addams	American Graffiti	Interstellar
Family Values	The Stand	Passengers
The Hobbit	It	Curse of the Hellmouth (Buffy)
Sleepless	The Holiday	The Hateful Eight
Miracles from Heaven	Ice Age/Ice Age: The Meltdown	Straight Outta Compton
Pitch Perfect	Star Trek (2009)	Minions
The Best of Me	Home Alone	Bridge of Spies
Little Miss Sunshine	The Choice	The Martian
	Most of Wes Anderson's films	
+ many Disney and kids' movies (in kids room)		

# Upstairs Single Bedroom “Orange Room”



Closet contains drawer space and hanging space, puzzles and games, extra pillows, extra blankets, sleeping bag. Also contains a combo air mattress/sleeping bag, but air mattress is missing its plug. Trying to replace.



Wifi router + Google mesh hub (Hub is not critical to Internet service; just expands the range)  
*Primary WiFi network:*  
treefarm/Password: HWF\*\*520  
*Secondary WiFi network:*  
TheInn/No password required



Pencil sharpener

# Master Bedroom



Roku remote for master-bedroom TV



Control for heated mattress pad. Charger. (Living room and all bedrooms except kids' room have chargers).

Please note: Guests often move items around, and these items don't always find their way back to the places described in this manual. If you can't find something, don't hesitate to ask host via the Airbnb or VRBO platform, by text/phone to 386-871-9490, or by email [DD\\_kathy@tmd9.club](mailto:DD_kathy@tmd9.club).

# Master Bathroom



Vanity



Left lower vanity cabinet: Cleaning supplies



Right ,lower vanity cabinet: Toiletries to refill pump bottles, used toiletries, extra candles

Please note: Guests often move items around, and these items don't always find their way back to the places described in this manual. If you can't find something, don't hesitate to ask host via the Airbnb or VRBO platform, by text/phone to 386-871-9490, or by email [DD\\_kathy@tmd9.club](mailto:DD_kathy@tmd9.club).

# Master Bathroom



**Bottom countertop vanity cabinet:** 2 hair dryers, shaving supplies, hand sanitizer, hand mirror, feminine products.



**Top under-counter vanity drawer:** Extra toothpaste and toothbrushes.



**Bottom under-counter vanity drawer:** Cotton swabs and pads

# Master Bathroom



**Top counter-top vanity cabinet: Fragrances**



Note that shower door swings both in and out.

Glass pump bottles pictured also appear on master tub and downstairs-bathroom tub. These are regularly kept supplied with shampoo, conditioner, and body wash

# Laundry Room



**Metal shelving unit:** Iron, large and small cleaning towels, extra sheets, first-aid kit, over-the-counter meds, suntan lotion, heating pad, cleaning rags, basic toolkit



**Laundry supplies:** Detergent, pre-spotter, wrinkle relaxer, dryer sheets, mesh bags for washing delicates. Do not use bleach on any items belonging to Hansen Woodland Farm

# Laundry Room



Cleaning supplies behind curtain (you are not expected to clean, but many need to wipe up spills, etc.)



Luggage rack: Enough luggage racks are available for every bedroom, but they tend to migrate.



Please place used towels in hamper in laundry room.



# Laundry Room



Extra towels



**Washer/Dryer:** Ask host if any issues develop or you have questions about operation. Do not use bleach on any items belonging to Hansen Woodland Farm

# Laundry Room



Escape ladder for exiting 2<sup>nd</sup> floor in the event stairs are not accessible. To left of washer-dryer; may be hidden by ironing board



Ironing board. To left of washer-dryer



Towel for wiping off makeup.

# Laundry Room



Box of tourist info and maps.  
More being added regularly.



Robes are laundered after  
every guest stay

Please note: Guests often move items around, and these items don't always find their way back to the places described in this manual. If you can't find something, don't hesitate to ask host via the Airbnb or VRBO platform, by text/phone to 386-871-9490, or by email [DD\\_kathy@tmd9.club](mailto:DD_kathy@tmd9.club).

# Garage



Combustible trash for fire starting. Starting in mid-October, you will find firewood adjacent to this area in garage.



I will take care of snow removal, but in case I'm not around, snow-shovel location may vary, but you will likely find them close to the house or in the garage.



Summer recreational items for picnicking, camping, and floating the Kettle River

- Garage also contains backup cleaning supplies and paper products.
- A backup generator can be found in garage; however, it has not been used in several years and host does not know how to use it. In the event of a power outage, you are welcome to try it if you feel you have the expertise. Gas available if needed.

Please note: Guests often move items around, and these items don't always find their way back to the places described in this manual. If you can't find something, don't hesitate to ask host via the Airbnb or VRBO platform, by text/phone to 386-871-9490, or by email DD\_kathy@tmd9.club.

# Outside: Firepit

Fire pit is to the right of house as you are facing front of house. Find Firepit Fun Kit in mudroom, containing marshmallows, choco bars, graham crackers, roasting forks, powder that turns the fire colors, a fire-emergency blanket, and more. A tray is available to transport s'mores supplies to fire pit. String lights overhead add a festive touch. Please adhere to safety guidelines that follow (also on top of Firepit Fun Kit box).



In the warm-weather months, just beyond the firepit, you will find a net for badminton or volleyball and a cornhole set, with supplies for those games in the corner of the garden, closest to the net.

# Firepit Safety Guidelines

Fire pit is to the right of house as you are facing front of house. Find Firepit Fun Kit in mudroom, containing marshmallows, choco bars, graham crackers, roasting forks, powder that turns the fire colors, a fire-emergency blanket and more.

- Please read these guidelines before using firepit!
- Please do not use fire pit in extremely windy conditions.
- Please burn only firewood from inside house (garage), along with natural kindling, such as pinecones.
- Please don't use any kind of accelerant to start the fire. You may use commercial firestarters from inside the house.
- It's a good idea to rake flammable debris such as pinecones and pine needles out of the circle surrounding the firepit before starting fire (or toss them in cauldron as kindling).
- Observe carefully any sparks that fly up to trees or other flammable objects.
- Please watch children carefully and do not allow them to get too close to the fire.
- A bucket for water, bucket of sand (sometimes absent), hose, and fire blanket are available if fire gets out of hand.
- Please extinguish fires completely, preferably using the sand in bucket.

# Workspaces

Downstairs Utility Room



Upstairs Orange Room



Questions not answered by this manual?

Don't hesitate to ask! Text/call

386-871-9490 or email

[kathy@astoriedcareer.com](mailto:kathy@astoriedcareer.com)

[DD\\_kathy@tmd9.club](mailto:DD_kathy@tmd9.club)